

# CIVIL PROTECTION FAMILY PLAN

## Security begins at home... so, prepare a civil protection plan with your family

Adapt the plan to any type of emergency and to the requirements each one has, children, the elderly, persons with different needs, and include your pets

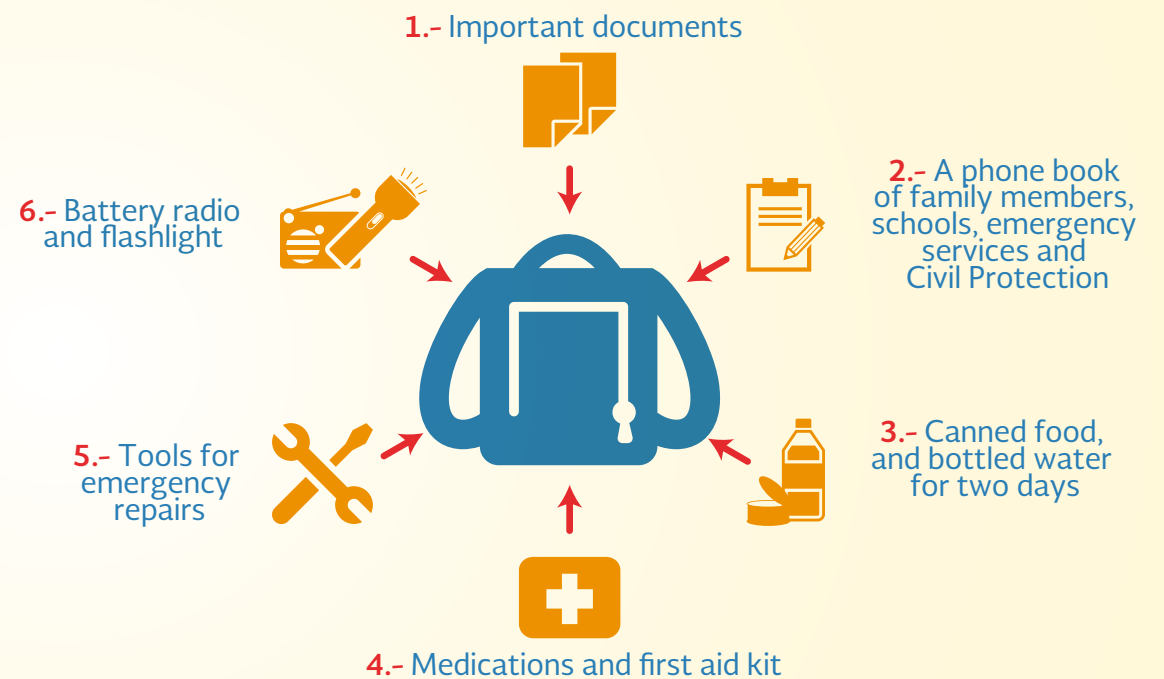
### Follow these 4 stage:



### During emergencies, have you considered... what is more secure, inside or outside my home?

- ▶ There is no general rule, because results I bases on the type of risk and the characteristics your home has
- ▶ Keep calm, do not run, do not scream, do not push
- ▶ Proceed to the meeting point previously agreed on with family members

### Emergency back-pack Keep at hand...



### Be informed

Centro Nacional de Prevención de Desastres  
[www.gob.mx/cenapred](http://www.gob.mx/cenapred)

Reporta emergencias al **911**

Source: Centro Nacional de Prevención de Desastres  
Traducción: Guadalupe Meléndez de Escalante. Revisión: Angélica Sánchez de la Torre



**SEGURIDAD**  
SECRETARÍA DE SEGURIDAD  
Y PROTECCIÓN CIUDADANA




**CNPC**  
COORDINACIÓN NACIONAL  
DE PROTECCIÓN CIVIL



**CENAPRED**  
CENTRO NACIONAL DE  
PREVENCIÓN DE DESASTRES



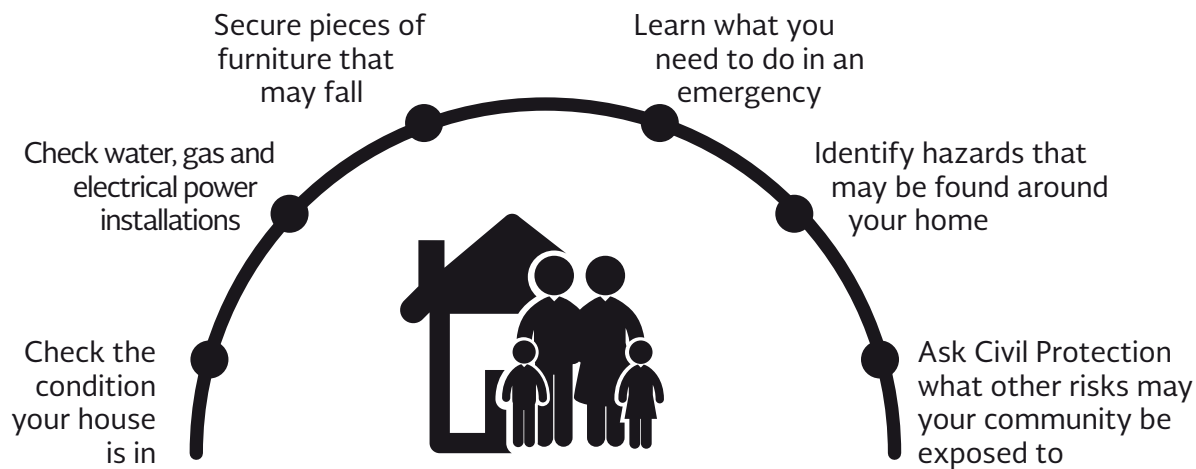


# Prepare your family plan

So you can reduce risks and act in an organized and coordinated manner in case of emergencies

## Follow the next...

### Identify risks:



With your family, decide which is the meeting point outside your home; a park, or with a family member



Entrust a friend, neighbor, or family member with a duplicate of house keys and important documents

### If you have pets:



Include them in your family plan



Anticipate your pet's needs, and how to solve them in case of an emergency



Make sure they wear a collar with a tag having name, address, and telephone number



Never leave them tied, or outside the home




Keep them on a leash, and muzzle if necessary


When authorities ask you to evacuate your home, do so; this is for your safety and security



Rehearse evacuation drills. Test your own civil protection knowledge and culture



In case of a disaster, you must obey indications given by authorities



Locate the temporary shelter you will go to, and carry only what is necessary

## Be informed

Check recommendations for each type of event, at **Guía de Prevención para Desastres**

<http://www.cenapred.gob.mx/es/Publicaciones/archivos/18-GUADEPREVENCINDEDESASTRES.PDF>

**Centro Nacional de Prevención de Desastres**  
[www.gob.mx/cenapred](http://www.gob.mx/cenapred)