


REHEARSAL DRILL: Let's participate!

BEFORE, let's...



Prepare a plan to know what to do



Simulate emergency situations



Assign every person his/her responsibilities



Keep at hand, a phone directory, first aid kit, and important documents



Identify safe areas, emergency exits, and meeting points

DURING: Let's test the plan!



Issue a warning using a bell, whistle, or siren



Stop activities and pay attention to the warning sound

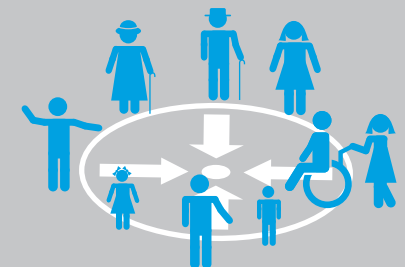


Unplug or disconnect gas, power, and water mains



What are they?

Rehearsals to identify what to do and how to act in case of emergency, by simulating real scenarios. A frequent practice provides preparation for disaster situations



AFTER: Let's assess the plan results and improve it



Make sure every person is in a safe area



Assess results, adjust time and movement



Keep away from equipment or objects that may be dangerous



Keep calm, don't run, don't push, don't scream



Assess safe and secure areas, and meeting points



Practice a drill at least three times per year

Be informed

Centro Nacional de Prevención de Desastres
www.gob.mx/cenapred

Source: Centro Nacional de Prevención de Desastres
Translation: Guadalupe Meléndez de Escalante



GOBIERNO DE
MÉXICO

SEGURIDAD
SECRETARÍA DE SEGURIDAD
Y PROTECCIÓN CIUDADANA



CNPC
COORDINACIÓN NACIONAL
DE PROTECCIÓN CIVIL



CENAPRED
CENTRO NACIONAL DE PREVENCIÓN
DE DESASTRES



gob.mx/cenapred




REHEARSAL DRILLS:

Our participation is important!

Rehearsal drills form part of the civil protection internal programs of buildings and houses, and serve to test the efficiency of emergency plans, to create and promote response habits

How to approach a drill



Drills must be planned for specific scenarios, with event and time sequences



Not all drills require to evacuate a building. Such decision depends on the risk scenario and the surrounding internal circumstances



A suggestion is made to notify authorities that a drill will take place, and request external assessors



Drill participation promotes a culture of civil protection and may make a difference before a true emergency

The performance of drills has important benefits:

1

Evidence ahead of time, if actions prepared are efficient

2

Be well prepared to act in case of an emergency or disaster

3

Promote a civil protection culture among our family and community members

Drills are necessary to train specialized groups, and either permanent or temporary building residents, because people will be better prepared

